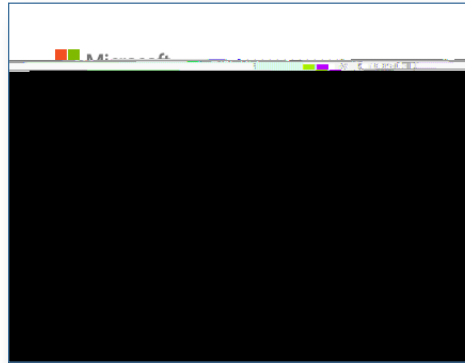
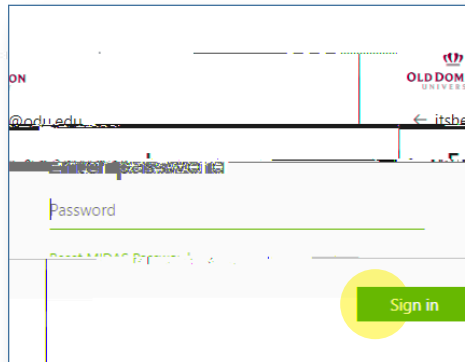


Email: Release Message from Quarantine

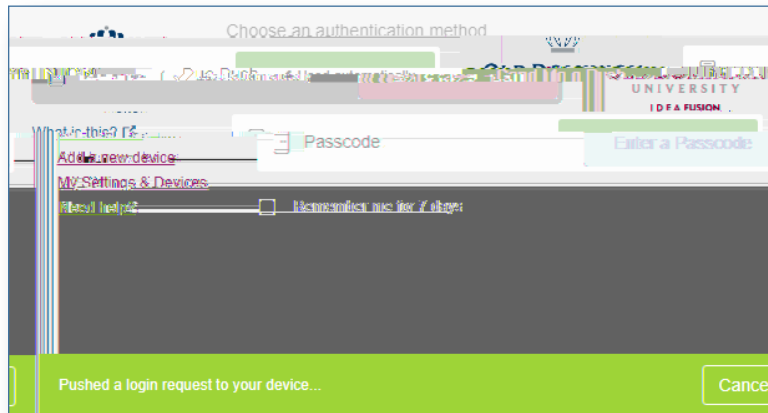
1. Open your email client and go to <https://mail.od.edu/>.
2. Log in with your email address and password. **Next.**



3. Enter your MIDA password and tap **Sign in.**



4. A notification will appear (D-).



5. Tap **Quarantine** to view the message.



1. G **Email & collaboration > Review Quarantine.**